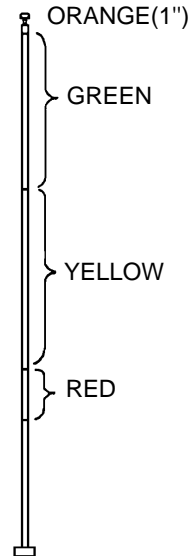
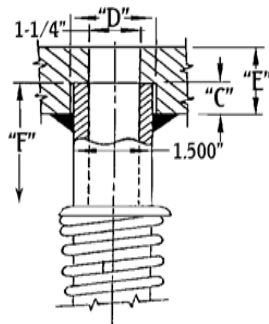
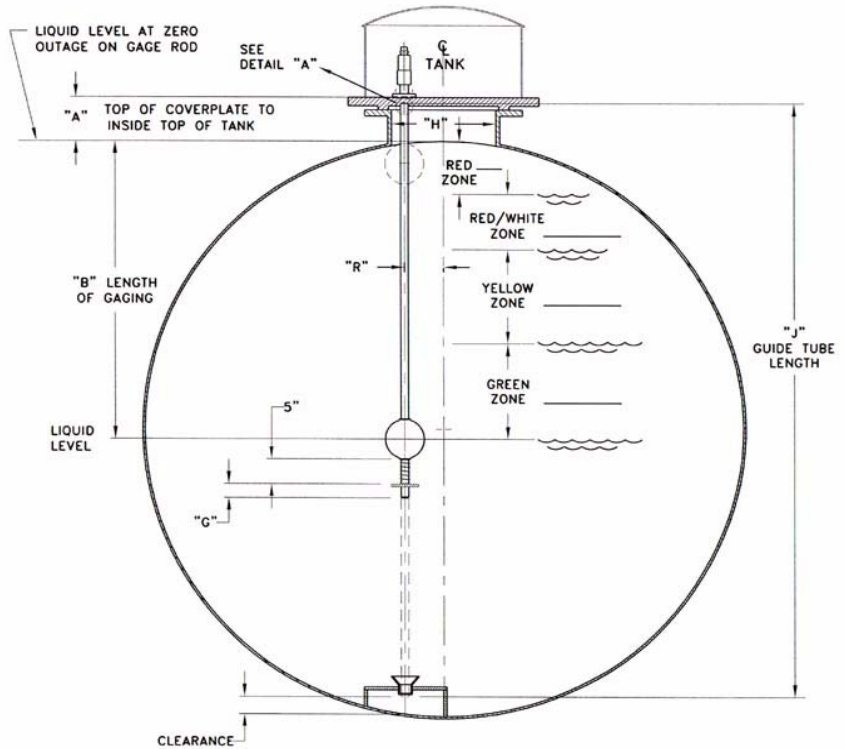


GAGING DEVICES
INSTALLATION DRAWING



Gage rod color markings (optional)

Rod Markings	Specific Gravity	Commodity
For one specific gravity		
For second specific gravity (optional)		

Scale Units: Inches _____ mm _____ both _____

("both" are not available if markings are for two specific gravities)

Measurement: Innage _____ Outage _____

Note commodity properties needing special consideration (corrosion, material incompatibilities, other as applicable)

Tank: Test Pressure (psig) _____ Inside Diameter _____

Body Mounting:

(4)- 7/8" holes on 4 1/8" B.C. w/tongue 2.245" x 1.505" _____

(4)- 3/4" holes on 3 1/4" B.C. w/tongue 2.245" x 1.505" _____

If other Body Mounting (or tongue other than 1/4" height)

Flange Mounting: _____

No of Holes _____ Hole Size _____ Bolt Circle _____

Tongue: OD _____ ID _____ Height _____

Flat Face _____

Threaded Mounting:

2" NPT _____ Other (describe) _____

Customer _____ Phone No _____

Contact _____

Purchase Order No _____ Qty _____

Date _____ Signed _____

Midland Use Only : Midland S.O. No _____

A _____ B _____ C _____ D _____

Connection at C: Welded Tube _____ 1 1/4" NPT thread _____

E _____ F _____ G _____ H _____

J _____ K _____ R _____

Temperature Range, degrees F: low _____ high _____

